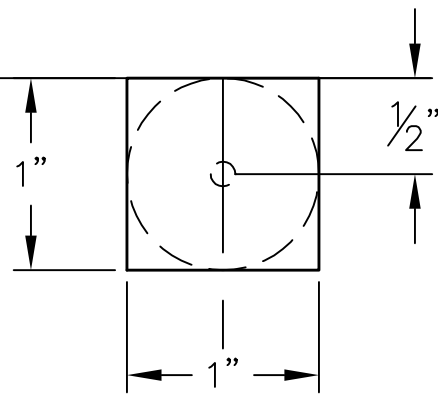


CHORD LINE



RIB #4

41" FROM RIB #7

RH WING

STALL WARNING INDICATOR

ADJUST UP OR DOWN

MS21071L06 (2)

SD32BS RIVET (4)

MH08-73 (2)

SK42BS RIVET (4)

1/4"

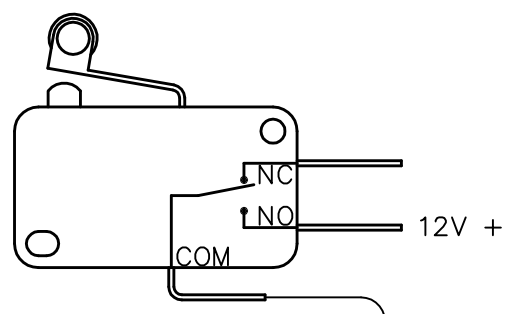
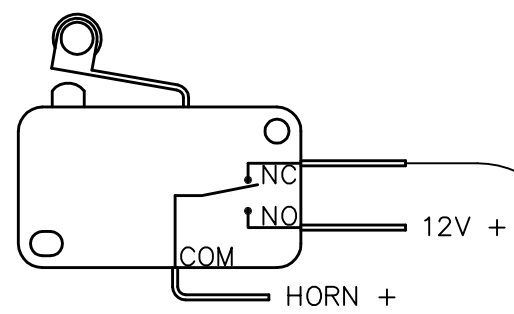
REMOVE L.E. FOAM

REVISIONS				
E.C. NO.	REV.	DESCRIPTION	BY	DATE
	A	DRAWING RELEASED	BH	2/12

- NOTES:
- MEASURE 41" FROM THE END OF THE RH WING ALONG THE CHORD LINE OF THE LEADING EDGE.
 - MEASURE 1/2" DOWN FROM THE CHORD LINE FOLLOWING THE CURVE OF THE WING AND DRILL A #30 (ø.1285) HOLE.
 - USE A UNIBIT TO ENLARGE THE #30 HOLE TO 1".
 - USE A PAIR OF NIBBLERS TO SQUARE OUT THE CORNERS.
 - NOTE THE SIZE OF THE STALL WARNING INDICATOR AND CUT A HOLE SLIGHTLY LARGER IN THE LEADING EDGE FOAM.
 - DRILL THROUGH THE FOAM AND INTO THE MAIN SPAR USING A 1/4" DRILL BIT ATTACHED TO A 24" PIECE OF PIPE.
 - SLIDE THE INDICATOR INTO PLACE AND MARK ON THE LEADING EDGE THE CENTERLINES OF THE (2) SLOTS. USING THE CENTERLINE FROM THE #30 HOLE, DRILL (2) 5/32" HOLES.
 - WITH THE NUTPLATES (MS21071L06) ON THE OUTSIDE OF THE LEADING EDGE, THREAD THE 6-32 X 1/2" TRUSS HEAD SCREWS (MH08-73) TO HOLD THEM IN PLACE PARALLEL WITH THE CHORD LINE. MATCH DRILL THE RIVET HOLES FROM THE NUTPLATES INTO THE LEADING EDGE. REMOVE THE NUTPLATES AND INSTALL THEM INSIDE THE WING WITH SD32BS RIVETS.
 - WIRE THE MICROSWITCHES AS SHOWN.
 - IF YOUR AIRCRAFT IS ALREADY FINISHED, YOU WILL HAVE TO ADD AN ADDITIONAL INSPECTION HOLE IN THE RH WING BOTTOM SKIN TO BE ABLE TO RUN THE WIRES.
 - SLIDE THE WIRES AND INDICATOR IN PLACE AND USE THE 6-32 SCREWS TO SECURE IN PLACE.
 - FLY THE AIRCRAFT AND NOTE THE STALL WARNING. ADJUST THE INDICATOR UP TO DECREASE SPEED OR DOWN TO INCREASE SPEED.
 - WHEN SATISFIED WITH THE STALL INDICATION, MATCH DRILL THE (4) HOLES IN THE INDICATOR INTO THE LEADING EDGE OF THE WING, USE SK42BS RIVETS TO SECURE.

STALL MICROSWITCH

THROTTLE MICROSWITCH



NC - NORMALLY CLOSED
 NO - NORMALLY OPEN
 COM - COMMON

DRAWN B. HARE	DATE 2/23/12
CHECKED B. KOLENO	DATE 2/23/12
APPROVED K. BROOKS	DATE 2/23/12

TITAN AIRCRAFT SUPPLY
 1419 STATE ROUTE 45 SOUTH
 AUSTINBURG, OHIO 44010

DETAIL NAME NON-TSO STALL WARNING INDICATOR INSTALLATION	
SCALE N/A	PART NO.
ASSEMBLY NAME	
PART NO. ME12-33	DRAWING NO. 011
DRAWING NO. B T51-12-INS-1949-A	

THIS DOCUMENT PROPRIETARY TO TITAN AIRCRAFT, AND IS NOT TO BE USED, CIRCULATED, REPRODUCED, COPIED, OR DISCLOSED IN ANY MANNER WITHOUT PRIOR WRITTEN PERMISSION OF AN AUTHORIZED OFFICIAL OF TITAN AIRCRAFT.