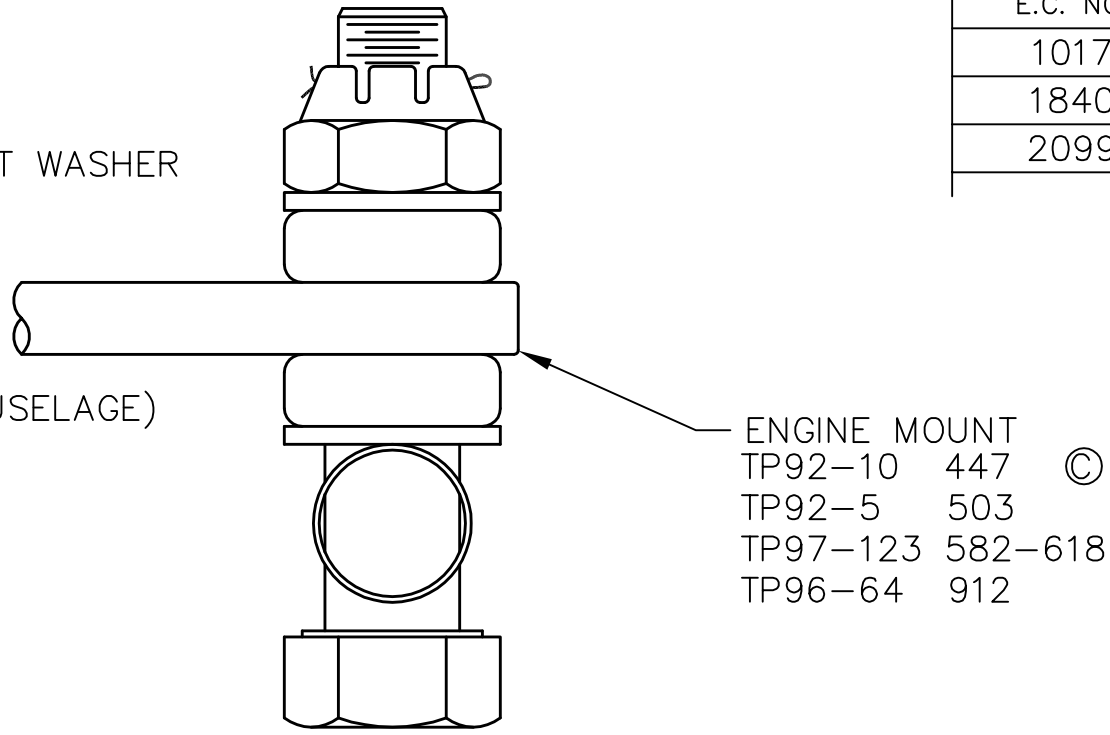


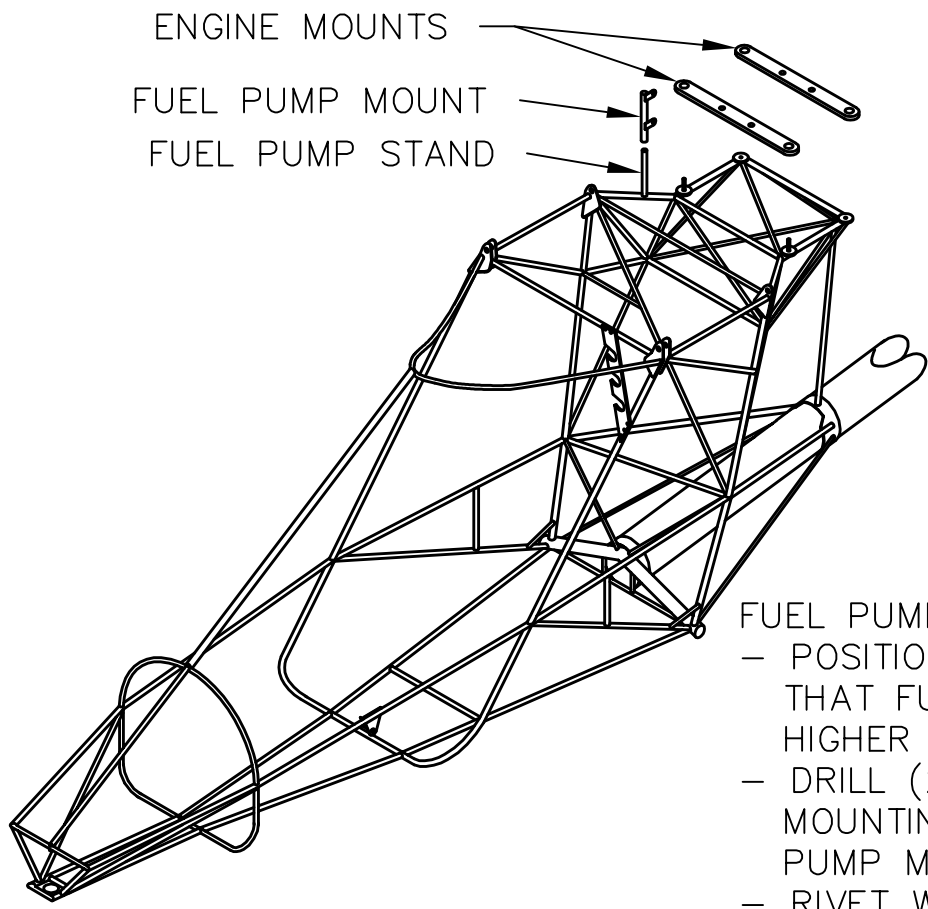
MOUNTING ENGINE MOUNT TO FUSELAGE



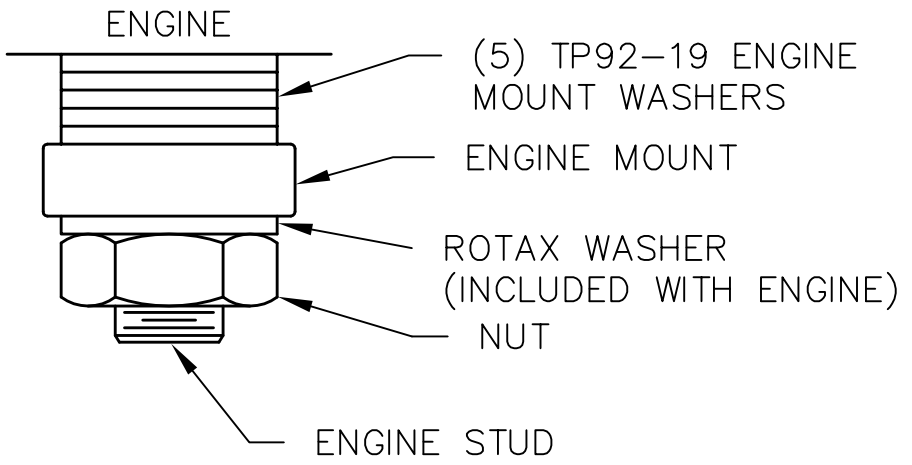
MOUNTING ENGINE MOUNT TO FUSELAGE

REVISIONS				
E.C. NO.	REV.	DESCRIPTION	BY	DATE
1017	B	REMOVED MUFFLER MOUNTS	J.S.	10/96
1840	C	ADDED ENGINE MOUNT P/N'S	KL	3/01
2099	D	MOTOR MOUNT BOLT WAS AN6-27	KL	12/02

NOTES:
 - MOUNT ENGINE TO ENGINE MOUNTS FIRST.
 ON FINAL ASSEMBLY, USE #242 'BLUE' LOCTITE.
 - MOUNT ENGINE TO FUSELAGE NEXT.



FUEL PUMP MOUNT NOTES:
 - POSITION FUEL PUMP MOUNT SO THAT FUEL PUMP IS EVEN WITH OR HIGHER THAN THE CARBURETOR BOWL.
 - DRILL (2) #30 DRILL (.1285 DIA) MOUNTING HOLES THRU FUEL PUMP MOUNT AND STAND.
 - RIVET WITH SD42BS RIVETS (1/8 DIA X 17/64 LONG).



MOUNTING ENGINE TO ENGINE MOUNT

TITAN AIRCRAFT SUPPLY
 1419 STATE ROUTE 45 SOUTH
 AUSTINBURG, OHIO 44010

DRAWN J. PRESTON		DATE 3/8/93		DETAIL NAME MOUNTING ENGINE TO FUSELAGE	
CHECKED GAT		DATE 1/22/03		SCALE N/A PART NO.	
APPROVED JW		DATE 1/22/03		ASSEMBLY NAME	
				DRAWING NO. B 92-INS-0256-D	

THIS DOCUMENT PROPRIETARY TO TITAN AIRCRAFT, AND IS NOT TO BE USED, CIRCULATED, REPRODUCED, COPIED, OR DISCLOSED IN ANY MANNER WITHOUT PRIOR WRITTEN PERMISSION OF AN AUTHORIZED OFFICIAL OF TITAN AIRCRAFT.