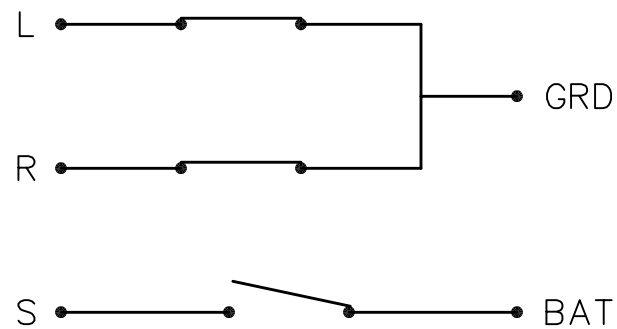
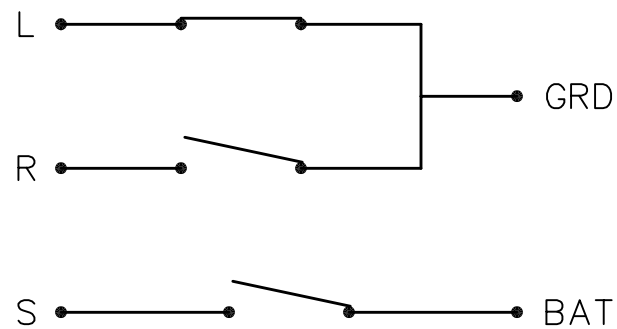


MAG SWITCH WIRING DIAGRAM

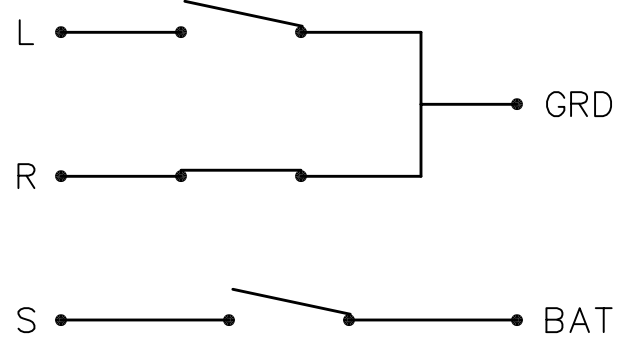
OFF POSITION



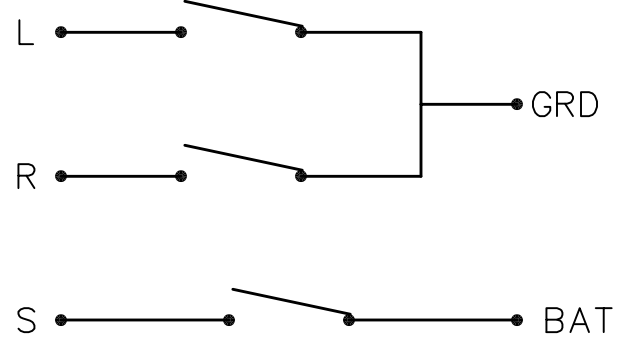
R POSITION



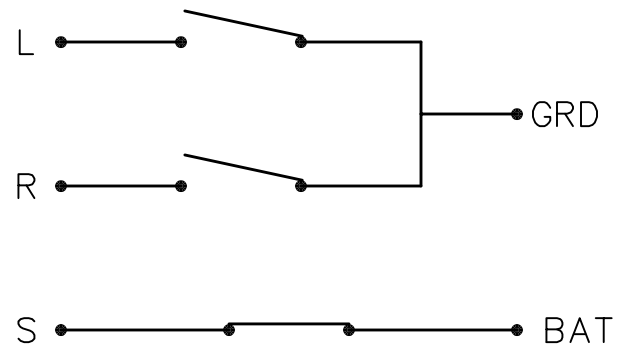
L POSITION



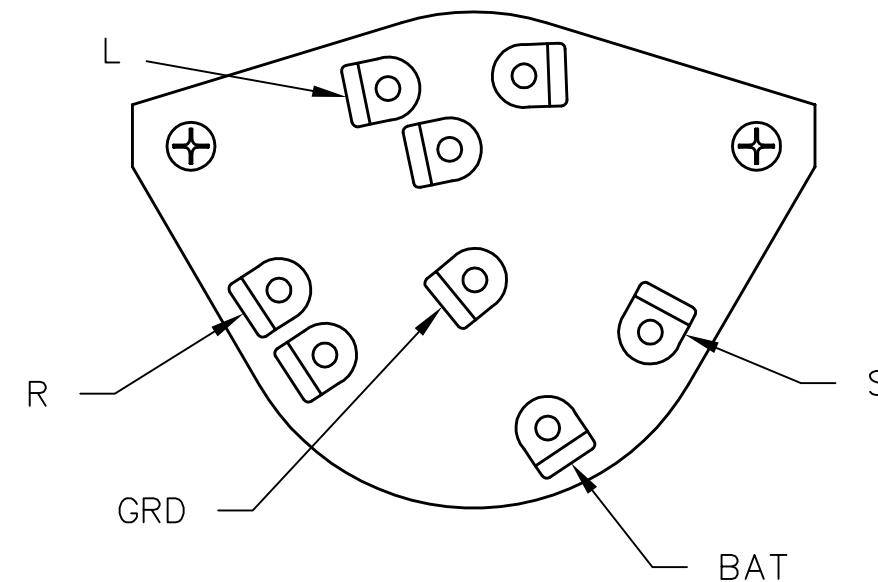
BOTH POSITION



START POSITION



MAG SWITCH PINOUT



ALL OTHER PINS NOT USED.

THIS DOCUMENT PROPRIETARY TO TITAN AIRCRAFT, AND IS NOT TO BE USED, CIRCULATED, REPRODUCED, COPIED, OR DISCLOSED IN ANY MANNER WITHOUT PRIOR WRITTEN PERMISSION OF AN AUTHORIZED OFFICIAL OF TITAN AIRCRAFT.

MATERIAL ACS PRODUCTS A510-2
OR EQUIVALENT

DRAWN J. PRESTON DATE 8/26/92

CHECKED DATE

APPROVED DATE



TITAN AIRCRAFT SUPPLY
1419 STATE ROUTE 45 SOUTH
AUSTINBURG, OHIO 44010

DETAIL NAME MAG SWITCH PINOUT AND WIRING DIAGRAM

SCALE N/A PART NO.

ASSEMBLY NAME

PART NO. DRAWING NO.

DRAWING NO. **B 92-DT-0251-A**